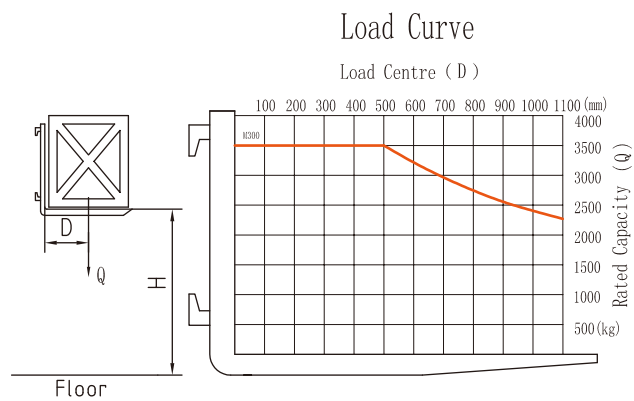


Configuration Option Sheet

Rough Terrain Forklift

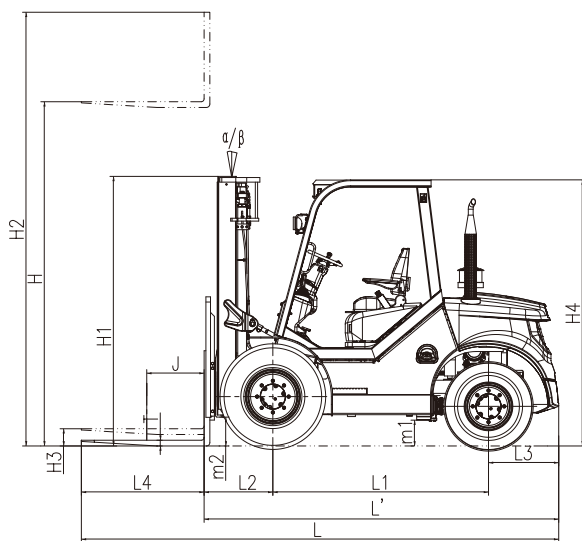
Configuration	Hydraulic Gearbox	Electric Reversing	Overhead Guard	Four-wheel Drive	Pedal Rubber
	Suspension Seat	Warning Light	Fork Carriage	Backrest	Standard Forks
	Adjustable Steering Column	Lift, Tilt, Levers	Two-piece Multiplex Valve	Fully-hydraulic Power Steering	Limited Slip Differential
	High Level Exhaust	Tilt Cylinder Self-locking Valve	Multi Function Display	Working Hour Meter	Oil Content Meter
	Water-thermometer	Charging Indicator	Neutral Position Switch	Oil Pressure Warning	Electric Horn
	Full Set of LED Lights	Reversing Buzzer	Backup Mirror	Traction Pin	Tool Box
Dynamic Load Sensing	Pre-filter Double Air Filter				
Optional	Two-wheel Drive - Differential Lock	Speed Display	Solid Tyres	Cabin	Cold A/C
	Heater	Front Windscreen	Widen Fork Carriage	Multiple Hydraulic Attachments	Fork Extensions
	OPS Driving OPS	Full Set OPS(Including drive and lift)	Transparent Roof Cover	Reversing Voice Horn	Custom Colours
	Electric Fan	Sound-light Alarm	Rear Working Light		

Load Curve

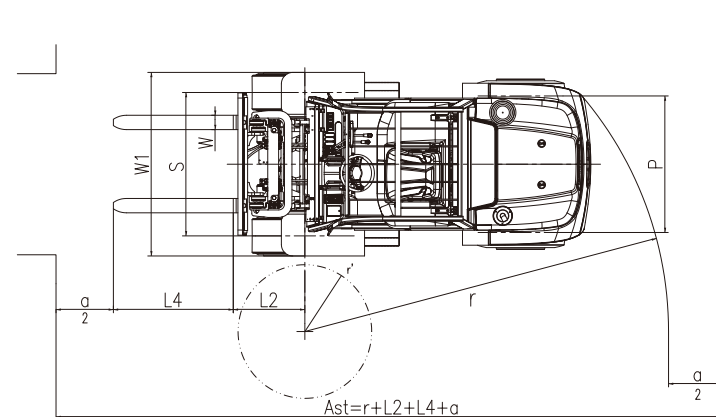


Note: The vertical axis represents the rated lifting weight, and the horizontal axis represents the load center distance. The load center is calculated from the front of the fork, and the base point of the standard load refers to the center position of a cube with a load side length of 1000 mm. When the mast is tilted forward, non-standard forks are used, or loads exceeding the normal width are loaded, the load capacity will be reduced. Through the load curve chart, the carrying capacity of various load centers can be understood in time.

Structure Diagram



Ast : Right Angle Stacking Aisle Width
a : Clearance



Lonking

Lonking



3.5t

X series Rough Terrain Forklift



Lonking Holdings Limited
Lonking (Shanghai) Forklift Sales Co., Ltd.

Add: 196, Xinrun Road, Xinqiao, Songjiang Industrial Zone, Shanghai
Sales Hot-line: +86-21-37602160 sales hotline: +86-400-021-6969
Fax: +86-21-61303339-8195 E-mail: ccfw@lonking.cn
<http://www.lonking.cc> P.C: 201612



Powerful

2 front and 1 rear full-floating hydraulic gearbox, with strong power and a maximum gradeability of up to 45%; equipped with a limited-slip differential, with stronger adaptability and passability under special working conditions.

Adaptable

The plate-fin radiator is enlarged, the heat dissipation performance of the whole machine is improved, and the adaptability to harsh working conditions is better.

Stable & Reliable

Equipped with a pre-filter air filter and an independent air intake channel, the engine operation is more stable and reliable.

Energy Saving

Dynamic load sensing hydraulic steering system can reduce hydraulic losses and improve energy efficiency.

Comfortable Operation

Integrated handle switch, ratchet hand brake, and integrated electro-hydraulic reversing handle make operation more comfortable.



Product details and advantages



Equipped with a convenient switching function between two-wheel drive and four-wheel drive, energy-saving and high-efficiency states can be switched at any time.



The wide-view mast provides a better forward view, improves work efficiency, and ensures safe operation of the forklift; the reinforced frame is strong and durable.



Professional wide-base large-pattern off-road tires are standard, with good passability on rough terrain.



The new instrument has more sophisticated functions and more stable performance, and can more comprehensively display the forklift status, fault codes and other important information.



The fully suspended overhead frame equipped with rubber shock-absorbing pads replaces the traditional rigid design to reduce the vibration of the entire machine; the standard suspended seat reduces operator fatigue and makes driving on rough terrain smoother.

Overall Specifications

Rough Terrain Forklift

Character				LONKING	
1.01	Manufacturer			LONKING	
1.02	Model			CPCD35-XR20Y4	CPCD35-XR22Y2
1.03	Power type			Diesel	Diesel
1.04	Rated capacity	Q	kg	3500	3500
1.05	Load center	J	mm	500	500
Dimensions					
2.01	Max. height (with backrest)		mm	4305	4305
2.02	STD Max lifting height	H1	mm	3000	3000
2.03	Overhead guare height	H4	mm	2320	2320
2.04	Overall length (with fork)	L1	mm	4310	4310
2.05	Wheelbase	L2	mm	1880	1880
2.06	Front overhang	L3	mm	600	600
2.07	Rear overhang	L4	mm	610	610
2.08	Min ground clearance (Chassis/Mast)	m1/m2	mm	226/335	226/335
2.09	Overall width (outside)	W1	mm	1600	1600
2.10	Fork adjustment range		mm	252-1192	252-1192
2.11	Fork size(STD)		mm	1220×122×50	1220×122×50
2.12	Front wheel tread	S	mm	1250	1250
2.13	Rear wheel tread	P	mm	1190	1190
2.14	Min turning radius(outside)	R1	mm	3365	3365
2.15	Min aisle width for pallet		mm	5385	5385
2.16	Min aisle width for pallet		mm	5385	5385
Tyres					
3.01	Capital W (F/R, X=Driven wheels)			X=2/2	X=2/2
3.02	Tyres type (F/R)			Pneumatic	Pneumatic
3.03	Tyres size,front			14-17.5-14PR	14-17.5-14PR
3.04	Tyres size,rear			10.0/75-15.3-14PR	10.0/75-15.3-14PR
Performance and other details					
4.01	Max. travelling speed,loaded/unloaded		km/h	18/19	23/26
4.02	Lifting speed, loaded/unloaded		mm/s	480/500	480/500
4.03	Lowering speed,loaded/unloaded		mm/s	loaded≤600/unloaded≥300	loaded≤600/unloaded≥300
4.04	MAX. gradeability,loaded/unloaded		%	48	48
4.05	Service weight(with oil & water)		kg	5545	5350
4.06	Axle load, F/R(loaded)		kg	7870/1175	7950/900
4.07	Axle load, F/R(unloaded)		kg	2270/3275	2140/3210
4.08	Service brake			Power brake -pedal	Power brake -pedal
4.09	Parking brake			Mechanical-hand brake lever	Mechanical-hand brake lever
4.10	Transmission type			Electrical reversing hydraulic	Electrical reversing hydraulic
4.11	Fuel tanke capacity		L	75	75
4.12	Battery (voltage/capacity)		V/Ah	12/90	12/90
				four-wheel drive	two-wheel drive

Engine Optional

Rough Terrain Forklift

Optional Engines						
Engine model	Displacement	Manufacturer	Rated power	Max. torque(Nm/rpm)	Bore/cylinder No./displacement	Fuel concumprion
YunNei DEF20CDF4	Euro V	YUNNEI	45kW/2400rpm	233/1500~1800	81mm/4/2.0L	205g/kW.h
YunNei YN30NAG4	CHN IV	YUNNEI	36.8kw/2500rpm	200/1400-1750	95mm/4/2.977L	240g/kW.h

Mast Specifications

Mast type	Mast model	h4 Max lifting height (mm)	Load capacity (j=500mm) (kg)		h3 Lowered Mast Height(mm)	h1 Free lifting Height (mm)	Mast tilting angle (°)α/β
			Factory working conditions	Rough road conditions			
2 Stage Standard Mast	M200	2000	3500	3500	1865	150	10/12
	M250	2500	3500	3500	2115	150	10/12
	M270	2700	3500	3500	2215	150	10/12
	M300	3000	3500	3500	2365	150	10/12
	M330	3300	3500	3400	2515	150	10/12
	M350	3500	3500	3200	2615	150	10/12
	M370	3700	3500	2800	2715	150	10/12
	M400	4000	3400	2500	2915	150	10/12
	M425	4250	3300	2300	3040	150	6/6
	M450	4500	3100	2000	3165	150	6/6
	M475	4750	2900	1500	3290	150	6/6
	M500	5000	2750	1300	3415	150	6/6
	M550	5500	2400	1000	3715	150	6/6
	M600	6000	2200	800	3965	150	6/6
2 Stage Free Mast	ZM200	2000	3500	3500	1865	895	10/12
	ZM250	2500	3500	3500	2115	1145	10/12
	ZM270	2700	3500	3500	2215	1245	10/12
	ZM300	3000	3500	3500	2365	1395	10/12
	ZM330	3300	3500	3400	2515	1545	10/12
	ZM350	3500	3500	3200	2615	1645	10/12
	ZM370	3700	3500	2800	2715	1745	10/12
	ZM400	4000	3400	2500	2915	1945	10/12
	ZM450	4500	3100	2000	3165	2195	6/6
	Note: The free lifting height with backrest minus 295mm						
Stage Free Mast	ZSM360	3600	3300	2400	2065	1095	10/12
	ZSM400	4000	3300	2400	2200	1230	10/12
	ZSM430	4300	3000	2200	2295	1325	10/12
	ZSM450	4500	2900	1900	2365	1395	10/12
	ZSM470	4700	2700	1500	2430	1460	10/12
	ZSM480	4800	2650	1400	2465	1495	10/12
	ZSM500	5000	2500	1200	2530	1560	6/6
	ZSM550	5500	2300	900	2695	1725	6/6
	ZSM600	6000	1900	700	2915	1945	6/6
	ZSM650	6500	1500	600	3105	2135	6/6
ZSM700	7000	1200	500	3330	2360	6/6	
Note: The free lifting height with backrest minus 295mm							

Note: Load capacity is reduced 200kg with optional side shifter for 3.5t forklift.